




























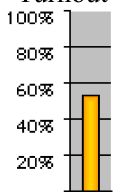
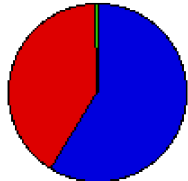
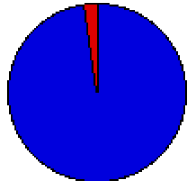







1984 Presidential General Election Results

Note: The Google advertisement links below may advocate political positions that this site does not endorse.

	Presidential Candidate	Vice Presidential Candidate	Political Party	Popular Vote		Electoral Vote	
				Count	Percentage	Count	Percentage
	Ronald Reagan	George Bush	Republican	54,455,472	58.77%	525	97.6%
	Walter Mondale	Geraldine Ferraro	Democratic	37,577,352	40.56%	13	2.4%
	David Bergland	James Lewis	Libertarian	228,111	0.25%	0	0.0%
	Lyndon LaRouche Jr.	Billy Davis	Independent	78,809	0.09%	0	0.0%
	Sonia Johnson	Richard Walton	Citizens	72,161	0.08%	0	0.0%
	Bob Richards	Maureen Salaman	Populist	66,324	0.07%	0	0.0%
	Dennis Serrette	Nancy Ross	Alliance	46,853	0.05%	0	0.0%
	Gus Hall	Angela Davis	Communist	36,386	0.04%	0	0.0%
	Melvin Mason	Matilde Zimmerman	Socialist Workers	24,699	0.03%	0	0.0%
	Larry Holmes	Gloria LaRiva	Workers World	17,985	0.02%	0	0.0%
	Write-In	-	-	13,733	0.01%	0	0.0%
	Delmar Dennis	Traves Brownlee	American	13,154	0.01%	0	0.0%
	Edward Winn	Helen Halyard	Workers League	10,801	0.01%	0	0.0%
	Earl Dodge	Warren Martin	Prohibition	4,243	0.00%	0	0.0%
	None o.t. Candidates	-	-	3,951	0.00%	0	0.0%
	John Anderson	Grace Pierce	National Unity	1,482	0.00%	0	0.0%
	Gerald Baker	Ferris Alger	Big Deal	892	0.00%	0	0.0%
	Arthur Lowery	Raymond Garland	United Sovereign Citizens	825	0.00%	0	0.0%
Total				92,653,233		538	

	Map Key <table border="1"> <tr><td>> 40%</td><td></td><td>-</td></tr> <tr><td>> 50%</td><td></td><td>-</td></tr> <tr><td>> 60%</td><td></td><td>-</td></tr> <tr><td>> 70%</td><td></td><td>-</td></tr> <tr><td>> 80%</td><td></td><td>-</td></tr> </table>	> 40%		-	> 50%		-	> 60%		-	> 70%		-	> 80%		-	Turnout 		
> 40%		-																	
> 50%		-																	
> 60%		-																	
> 70%		-																	
> 80%		-																	

- Maps**
- [Elect Vote](#)
 - [Counties](#)
 - [%VAP M](#)
 - [%Reg M](#)
 - [1980](#)
 - [Home St.](#)